

TOKISTAR Reveler



TOKISTAR LIGHTING



Reveler™

Tokistar Reveler is an indirect LED lighting fixture available in a variety of kelvin temperatures, including 2700K, 3000K, 5500K and our signature true blue color. This system is ideal for illuminating building facades and other exterior and interior surfaces.

Reveler features many of the most popular and unique virtues of other Tokistar luminaires. In its basic form, the system is extremely flexible and able to outline complex shapes. Reveler is wet-location listed with an IP66 rating, operates from industry-standard 12VAC magnetic transformers and is fully dimmable.



Channels with a glare guard conceal LEDs from direct view



Reveler casts a seamless flow of light on curved architectural forms

Contents

- [Introduction](#) | 2 - 3
- [Basic System](#) | 4
- [Channel Options](#) | 5
- [Transformers/Specifications](#) | 6
- [Photometrics](#) | 7




Cover:
Reveler boldly highlights this storefront and tower.



Optics include a 120° or linear spread lens



Colored panels are brightly illuminated with short lengths of Reveler



Reveler LEDs are 1.8 Watts /12 VAC



Flexible conductor conforms to twists and turns



LED modules have integral mounting tabs



The Basic System

How To Specify

Specify Reveler by Selecting Spacing, Color and Lens Style

Spacing - Reveler at 4" spacing is suitable for the majority of applications. Custom spacings are available upon request.

Color - Select the best color to complement the environment. Choices include 2700K, 3000K, 5500K and our signature true blue color.

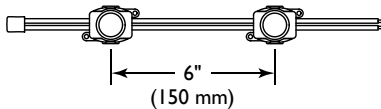
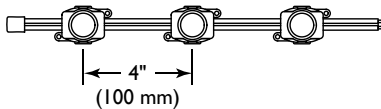
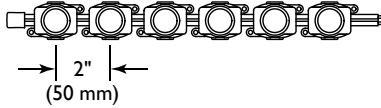
Lens Selection - For grazing light vertically, our 25° x 80° linear spread lens does a remarkable job of focusing light precisely where needed. The 120° lens is ideal when a broader distribution of light is required.



RV - 50 - 3000K - SP

LED Spacing	
Code	Spacing
50	2" (50 mm)
100	4" (100 mm)
150	6" (150 mm)

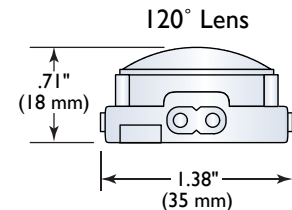
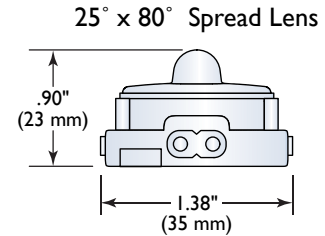
Consult Factory for Custom Spacing



LED Color	
Code	Color
2700K	2700K
3000K	3000K
5500K	5500K
BL	Blue



Lens	
Code	Style
SP	25° x 80° Spread
I20D	120°



Maximum Fixture Length

The load of each fixture must not exceed 240 Watts (20 amps @ 12 Volts). To minimize voltage drop and keep conductors safely within their rating, do not exceed the maximum lengths shown for each independent length of Reveler.

Code	LED Spacing	# of LEDs	Length
50	2" (50 mm)	132	22' (6.6 M)
100	4" (100 mm)	120	40' (12 M)
150	6" (150 mm)	100	50' (15 M)

Making Bends

Every spacing of Reveler is extremely flexible with LEDs facing into or away from the bend. For making 90° bends side-to-side, minimum spacing is 4" on center.



Channel Options

How To Specify Channels

Optional Channels

Reveler silver-anodized channels ensure the linear integrity of an installation. An integral louver is available as a "glare guard" to keep LEDs from line of sight. Maximum channel length is eight feet.



RVC - 50 - 3000K - SP

Extrusion Style	
Code	Style
RVC	Standard
RVCL	With Louver

LED Spacing	
Code	Spacing
50	2" (50 mm)
100	4" (100 mm)
150	6" (150 mm)

LED Color	
Code	Color
2700K	2700K
3000K	3000K
5500K	5500K
BL	Blue


Lens	
Code	Style
SP	25° x 80° Spread
I20D	120°

Mounting Brackets

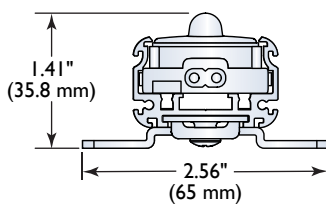
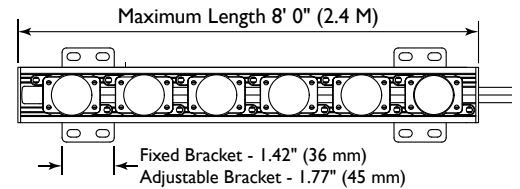
Channels require fixed or adjustable brackets. A single bracket is required for lengths up to 1 foot. Two brackets are required for lengths up to 8 feet.

Fixed Bracket - Part# RV-FB

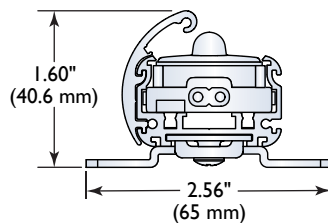
Adjustable Bracket - Part# RV-AB



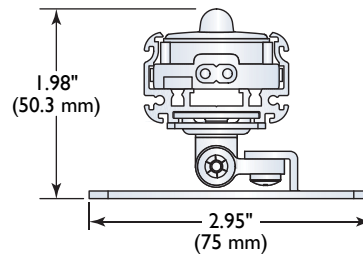
Adjustable brackets pivot 25°



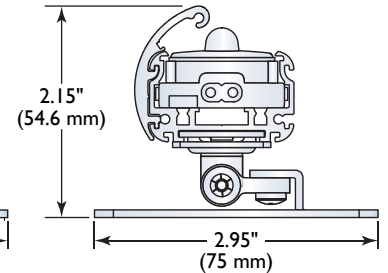
RVC Series
Fixed Bracket



RVCL Series
Fixed Bracket



RVC Series
Adjustable Bracket



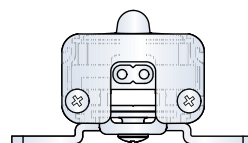
RVCL Series
Adjustable Bracket

End Caps

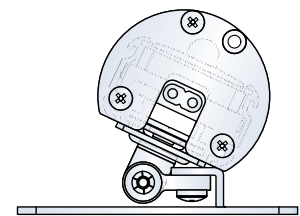
Reveler channels are provided with end caps on both ends of the fixture. There are openings for the lead wire to exit and prevent water from accumulating in the fixture.

RVC Series End Cap - Part# RVC-EC

RVCL Series End Cap - Part# RVCL-EC



RVC-EC
With Fixed Bracket



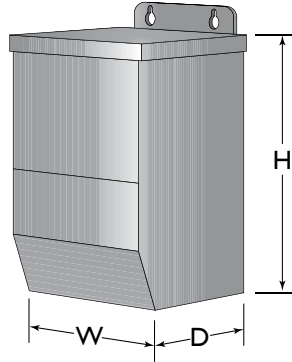
RVCL-EC
With Adjustable Bracket



Transformers

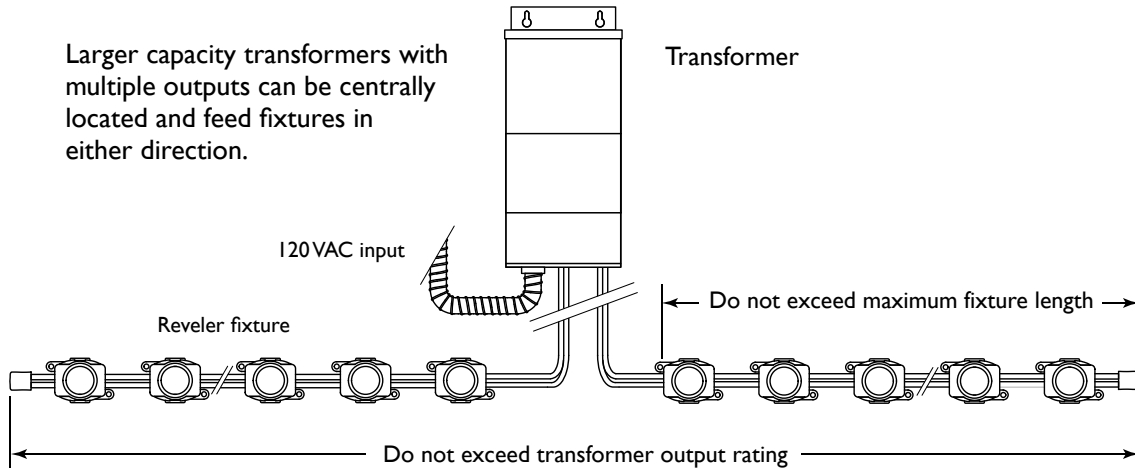
Tokistar magnetic transformers operate from a 120 VAC/60 Hz input and are fully dimmable with the appropriate style of dimmer suitable for the load. The 12 Volt secondary outputs have inherent circuit protection. Transformers are provided in enclosures rated Nema 3R and are suitable for wet locations. Transformers should be installed in an accessible location where there is free air circulation.

Part #	Outputs	H	W	D	Weight
T12-150	1 @ 150 Watt	9"	3"	3"	5 lbs
T12-300	1 @ 300 Watt	9.5"	4.5"	3.5"	8 lbs
T12-600	2 @ 300 Watt	10.5"	4.5"	4.5"	15 lbs
T12-1200	4 @ 300 Watt	11.5"	7"	5"	28 lbs



Sizes and weights shown are approximate and subject to change without notice.

Consult factory for transformers with inputs of 230 or 277 VAC.



Specifications



Flexible Cable is #12 AWG with stranded and plated conductors

Lens Material is Polycarbonate with flammability rating UL 94V-0

Light Sources are 1.8 Watt /12 VAC LED modules

Insulation is flexible PVC approved to Standard UL 746C in accordance with UV and Water-Absorption ratings



Wet-Location Listed





Light Distribution Curves

Photometrics

Test Criteria:

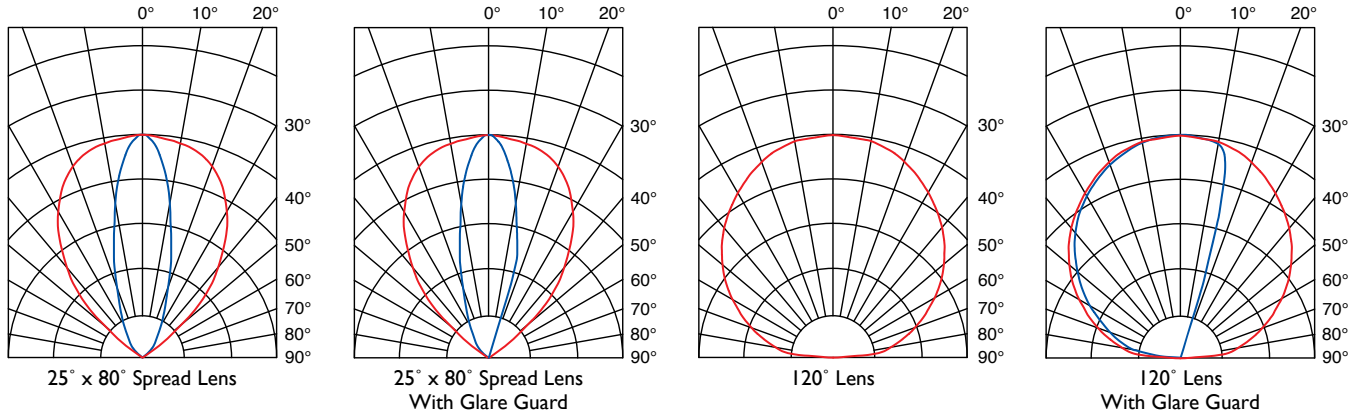
Lamp: 1.8 Watt/55 Lm/3000K

Conversion Factor:

Lamp: Multiply by 1.09 for 1.8 Watt/60 Lm/5500K

Multiply by 0.82 for 1.8 Watt/45 Lm/2700K

Multiply by 0.36 for 1.8 Watt/20 Lm/Blue



Footcandle Summaries

Test Criteria:

Lamp: 1.8 Watt/55 Lm/3000K

Spacing: 2" O.C. (50 mm)

Length: 71" (1.8 M)

Reflectance Values: Ceiling: 80% / Wall 50% / Floor 20%

Conversion Factors:

Lamp: Multiply by 1.09 for 1.8 Watt/60 Lm/5500K

Multiply by 0.82 for 1.8 Watt/45 Lm/2700K

Multiply by 0.36 for 1.8 Watt/20 Lm/Blue

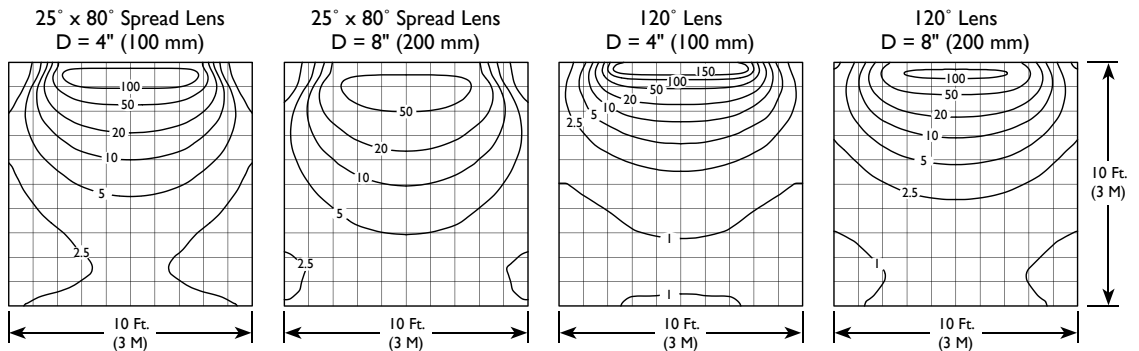
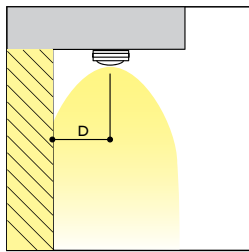
Spacing: Multiply by 0.50 for 4" O.C. (100 mm) spacing

Multiply by 0.33 for 6" O.C. (150 mm) spacing

Lux Value: Multiply Footcandle Value by 10.764 to Determine Lux Value

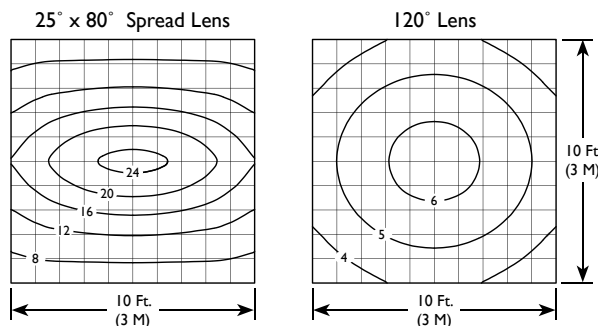
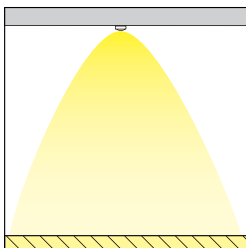
On Wall

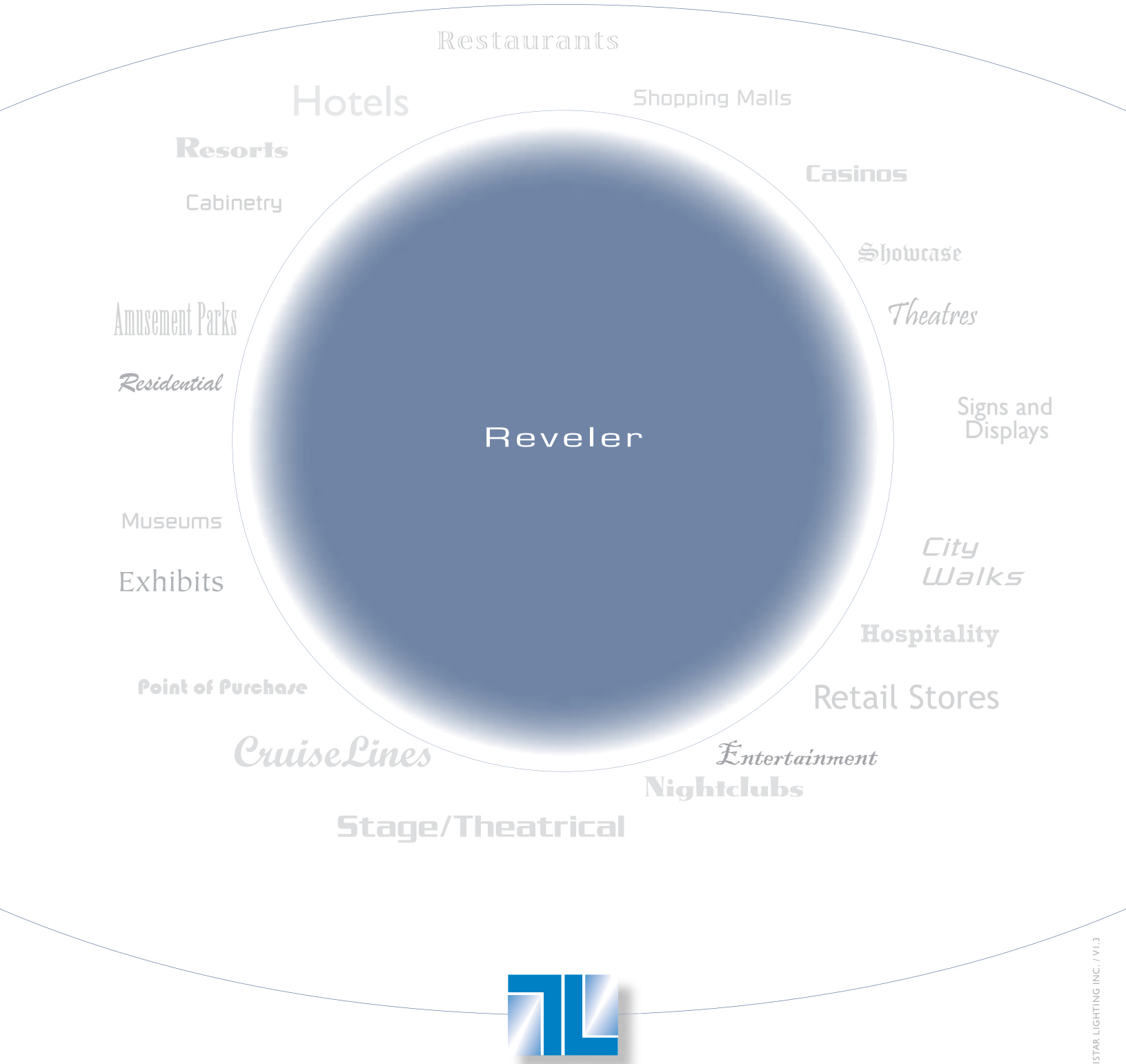
Fixture Orientation



On Floor

Fixture Orientation





TOKISTAR® LIGHTING INC.

1015 E. Discovery Lane • Anaheim, CA 92801

Tel: 714.772.7005 • Fax: 714.772.7014 • Toll free in U.S.A.: 877.340.7633

E-mail: info@tokistar.com • Web site: www.tokistar.com